



sst

School  
of Stitched  
Textiles

# Patchwork & Quilting

MASTER PRACTITIONER COURSE

# Contents

**03** Overview

---

**04** Course Delivery

---

**05** Module 1

---

**06** Module 2

---

**07** Module 3

---

**08** Graduate Story

---

**09** Image Gallery

---

**10** Price Information

---

**11** Enrolling

---

**12** Supporting You


---



# Overview

**At masters level we provide support and direction to students to help them find their own style and voice within their field of textiles.**

This course will help students to develop their own individual design style in order to progress their textiles, while also making practical suggestions about exhibiting, professional practise and marketing. It will also enable them to experiment with the latest techniques and methods, which becomes ever more important as the tools and materials available to textile designers expand.



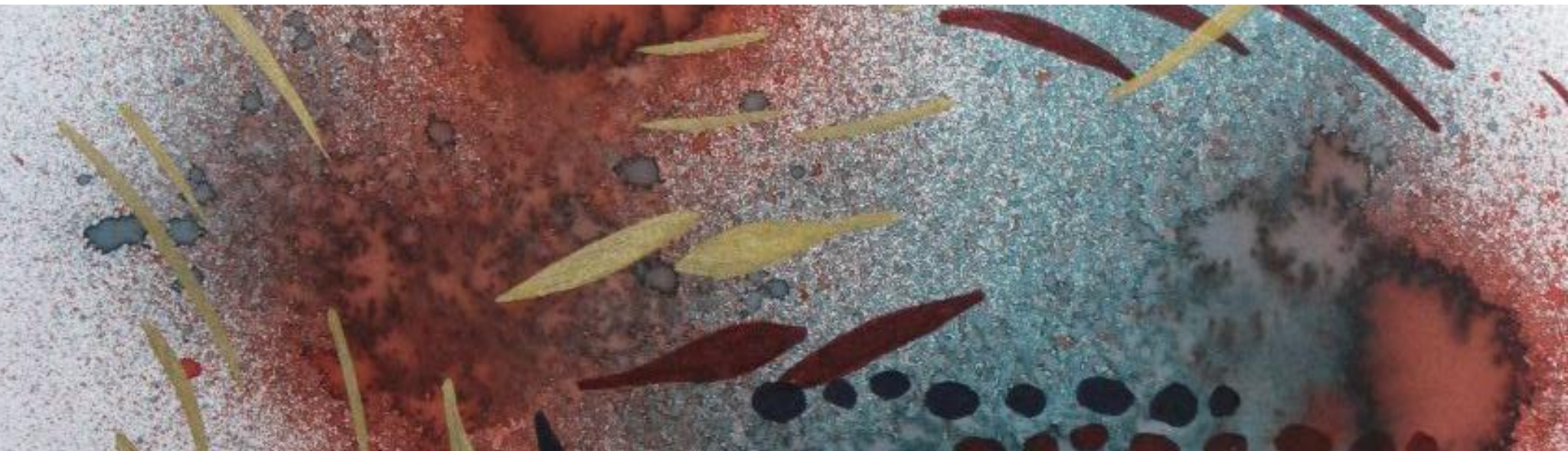
# Course Delivery

This course is supplied as a distance learning course where course materials and tutor assessments are delivered digitally and work is returned to your tutor via digital presentation.

Your coursework will be reviewed by your tutor and periodically by an Internal Quality Assessor. You will be provided with written feedback and, if needed, you will be able to re-submit altered work.

You can contact your tutor at any time to request your work to date be reviewed and suggestions for future progress be made.

Each module is personalised for the individual student so that they are able to build on their strengths and concentrate on areas that appealed to them the most, without being forced down the broad brush approach required by examination bodies or when undertaking a degree.



# Modules

## MODULE 1: INSPIRATIONAL FROM THE INVISIBLE

During this module inspiration will be taken from music and verse, producing a set of design ideas from these little used sources and then continuing through to sampling and eventually to complete a final piece of the student's own choosing.



# Modules

## MODULE 2: THE JOURNEY: HIGHWAYS & BYWAYS

This module will take its inspiration from a favourite walk or journey, exploring items along the way, aerial views, sections and cross sections, maps, photographs and sounds. The next step will be to explore a series of samples using print, image transfer, positive and negative shapes, over prints etc. And then progressed these two completed piece of the student's choice.



# Modules

## **MODULE 3: MEMORIES ARE MADE OF THIS.....**

This module will be based around an object or group of objects that holds special association for the student. They will begin by drawing and photographing, but then move into three dimensions in order to exploring three dimensional construction methods, initially sampling with wire, paper and card and then moving on to a three dimensional piece of the students choosing.





“After having such a good experience with City & Guilds courses I knew that approach suited me, but I was looking for something less formal and more centred on personal development. This School of Stitched Textiles course, which offers both structure and freedom, without having to meet all the formal requirement of a C&G curriculum, seemed most likely to my needs at the time. I also found the flexible timescale worked for me, so I could go at my own pace.”

**Tess Darwin - Master Practitioner**







# Price Information

## Completion.

At the end of the course we'll produce an online video showcasing the highlights of your learning journey. Since all of our courses are delivered via distance learning, you will not have to travel to the centre or transport physical work.

## Pricing.

The cost of the course depends on how many modules you wish to pay for at once.

For up-to-date pricing information, please visit the [price page on our website](#).

Students are allowed up to 3 year to complete this course.



# Enrolling

The full course is run over 3 modules and is available as either individual modules or as a set of 3 modules. We ask for students to forward a small digital folio of current work to us prior to accepting them for enrolment to ensure this is the right course for them. This course can be commenced at any time of year and is not included in the quarterly enrolments online.

As this is an advanced course, we will need to see a selection of your work before you enrol – [please make an enquiry so we can tell you how to do this.](#)

Upon enrolment you will be asked to agree to and abide by [SST's terms & conditions](#) relating to this course.




# Supporting you

Although our courses are taught via distance learning we encourage students to connect with each other to share their learning journeys.

We have a [dedicated private group](#) on Facebook for students, which you are welcome to join at anytime. This group is for people to discuss ideas and support one another throughout their course.

We have various social media channels including [Facebook](#), [Instagram](#), [YouTube](#) and [Pinterest](#) where we encourage students to share work if they wish. We will always do our best to promote work to followers.





## **School of Stitched Textiles (SST) Limited**

Eccles Farm Needlecraft Centre  
Eccles Land  
Bispham Green  
Ormskirk  
Lancashire, UK  
L40 3SD

T: 01257 463163  
E: [info@safost.org](mailto:info@safost.org)  
W: [www.sofst.org](http://www.sofst.org)

School of Stitched Textiles, All  
Rights Reserved. Registered in  
England in Wales No. 05935078

