



sst

School  
of Stitched  
Textiles

# Crochet

SKILL STAGE 2 - ACCREDITED COURSE

City &   
Guilds

ACCREDITED



# Contents

- 03 Overview
- 04 Course Delivery
- 05 Module 1
- 06 Module 2
- 07 Module 3
- 08 Module 4
- 09 Price Information
- 10 Graduate Story
- 11 Image Gallery
- 12 Enrolling
- 13 Supporting You



**City & Guilds**  
ACCREDITED



# Overview

**This City & Guilds accredited Crochet course is perfect for beginners.**

Our courses aim to develop individual creativity. Whether you're looking to learn the basics or develop existing skills, our courses allow you to express yourself, experiment and really push your own creative boundaries.

Our accredited courses are unique to the School of Stitched Textiles. They are comprehensive textile educational programmes that aim to not only teach essential techniques, but also enhance creativity and design skills.





# Course Delivery

This course is supplied as a distance learning course where course materials and tutor assessments are delivered digitally and work is returned to your tutor via digital presentation.

You will work through written and illustrated course materials which are supplemented with 'how to' videos and online galleries.

Your coursework will be reviewed by your tutor and periodically by an Internal Quality Assessor. You will be provided with written feedback and, if needed, you will be able to re-submit altered work.

You can contact your tutor at any time to request your work to date be reviewed and suggestions for future progress be made.



# Modules



## MODULE 1: THE BASICS

- Research of a chosen artist. You'll get the opportunity to explore different artists (across all mediums), to help you develop your own interest area and personal style
- Casting on and off
- Getting your tension right
- Reading a pattern or chart
- Presentation methods. We'll teach you how to compile a digital folio of work to be sent to your tutor for assessment.

## crochet stitches

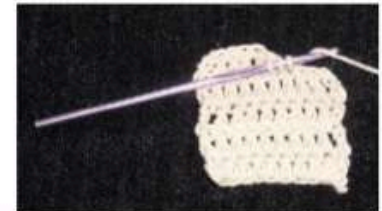

Half Treble Crochet Stitch (called Half Double Stitch in the US)

1. Yoh.
2. Insert hook into 3rd chain from hook, yoh again.
3. Draw through chain, yoh again.
4. Draw through all 3 loops on the hook. 1 half treble (htr) made.
5. Repeat in the rest of the chains.



Treble Crochet Stitch (called Double Stitch in the US)

1. Yoh.
2. Insert hook into 3rd chain from hook, yoh again.
3. Draw through chain, yoh again.
4. Draw the yarn through the first 2 loops on the hook, yoh again.
5. Draw the yarn through the last 2 loops on the hook. 1 Treble (tr) made.
6. Repeat in the rest of the chains.



page15



# Modules

## MODULE 2: DEVELOPING A PORTFOLIO

This unit is all about developing your own designs. You'll be given the chance to really experiment with different ideas and image while using different principles of line, colour and texture.

You'll create a collection of your own photos to a theme, research 3 elements of design, experiment with mediums and methods to produce a folio of 8-10 design work progressions.



Picture above pin blocked. Picture below steam blocked.





# Modules

## MODULE 3: MORE ADVANCED STITCHES

In this module you'll learn more advanced stitch techniques.

- Tunisian and Hairpin Crochet techniques
- Study of Wool
- Study of cotton fibres
- Finishing and edgings.

This module also includes a study of different wool and cotton fibres to create different textures.





# Modules

## MODULE 4: PRESENTATION OF WORK

The final module at this beginner level takes you through how to compile all of the work that you have completed throughout the course which will be submitted for internal and external assessment.

At the end of the course you should have:

- A comprehensive design folio
- A sample folio containing samples of the different traditional and contemporary techniques
- One finished item/piece which can be either a 3D functional item, a panel, hanging, quilt or a wearable art item or garment
- The design work and planning for this item which demonstrates progression into Crochet techniques
- Your artist/designer research.





# Price Information

## Completion.

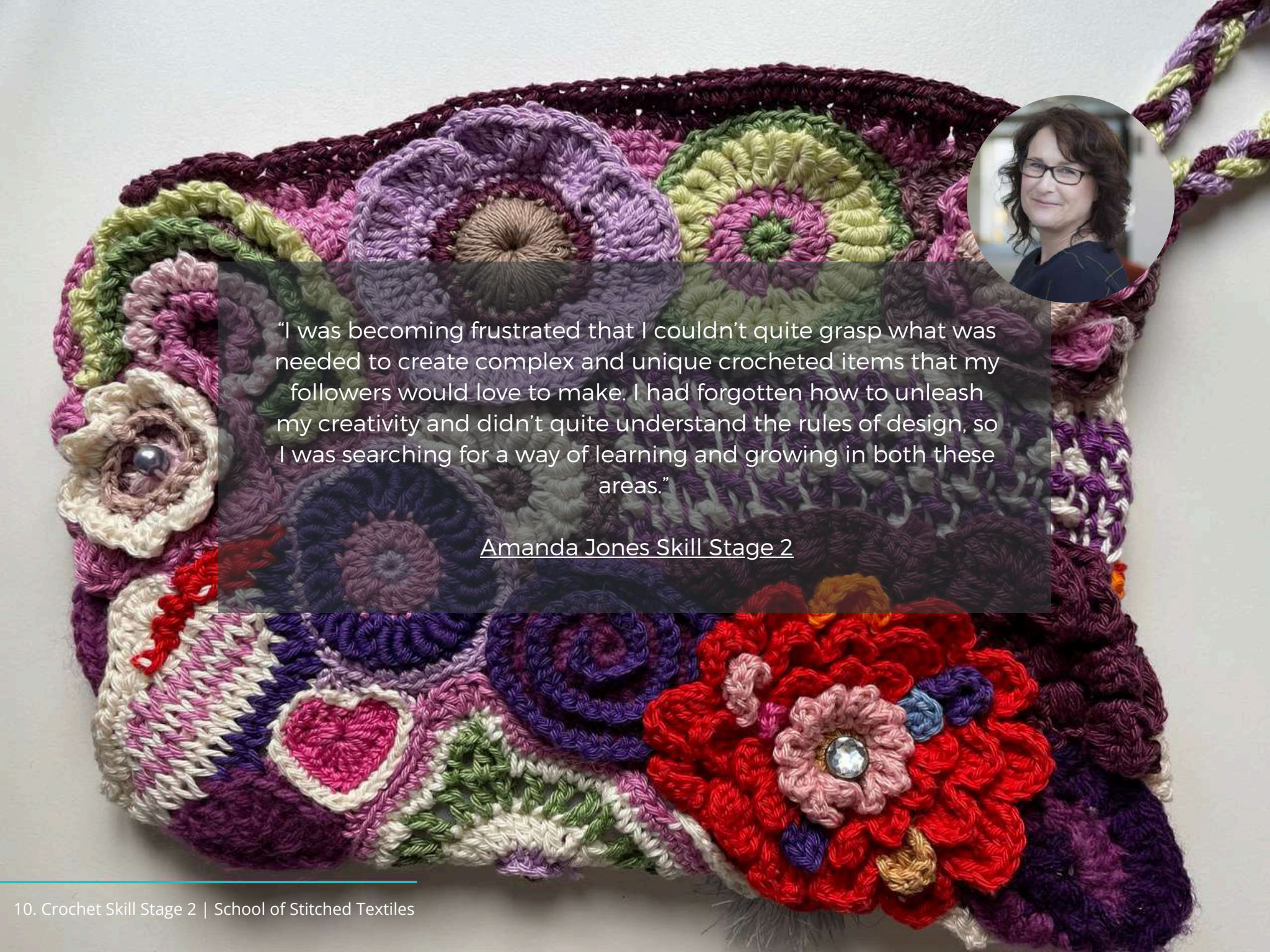
At the end of the course we'll produce an online video showcasing the highlights of your learning journey. Since all of our courses are delivered via distance learning, you will not have to travel to the centre or transport physical work.

## Pricing.

The cost of the course depends on how many modules you wish to pay for at once. For up-to-date pricing information, please visit the [price page on our website](#).

Students are allowed up to 1 year to complete this course.

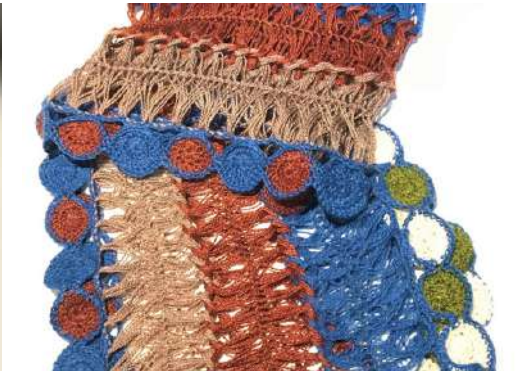




“I was becoming frustrated that I couldn’t quite grasp what was needed to create complex and unique crocheted items that my followers would love to make. I had forgotten how to unleash my creativity and didn’t quite understand the rules of design, so I was searching for a way of learning and growing in both these areas.”

Amanda Jones Skill Stage 2







# Enrolling

We open enrolment to new students 3-4 times throughout the year. This is your chance to secure a place on your chosen course and begin your creative journey.

As the UK's largest distance learning offering online accredited textile craft courses, demand for these courses is high. Therefore we only invite those who have previously 'expressed an interest' to enrol. If you'd like to be invited to enrol when it opens then please make sure you [register your interest](#).

Upon enrolment you will be asked to agree to and abide by [SST's terms & conditions](#) relating to this course.



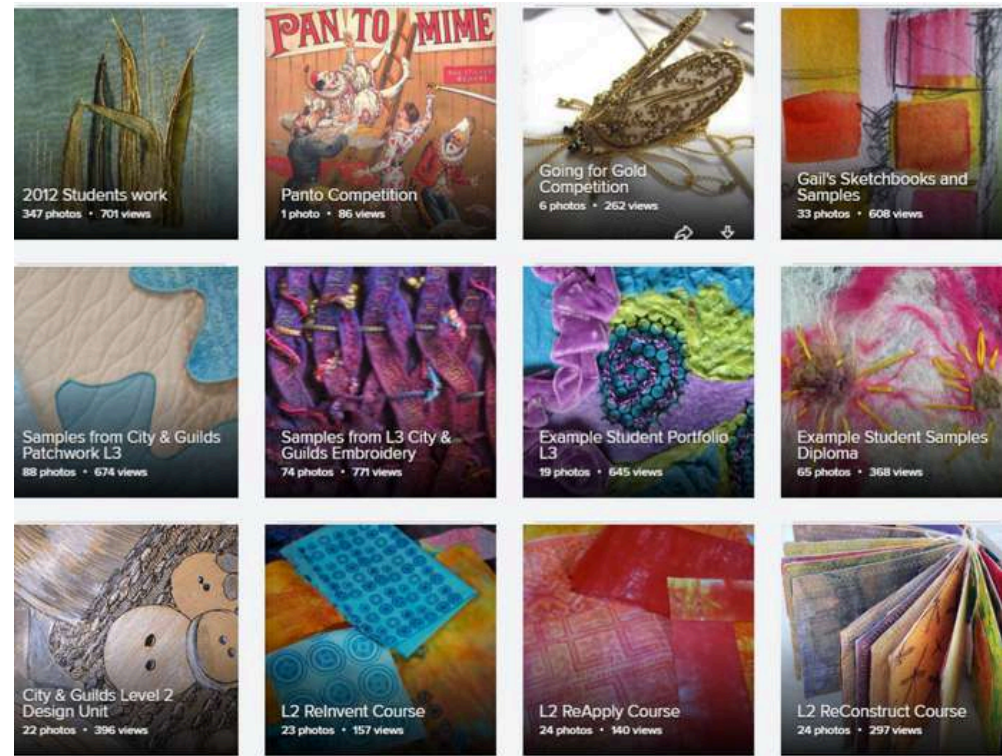


# Supporting you

Although our courses are taught via distance learning we encourage students to connect with each other to share their learning journeys.

When students enrol they are invited to join their own unique 'group' on Facebook. These groups include students who will be starting their course at the same time as you.

This is a great way of allowing students to really feel like they are part of a group where they are able to express any concerns and share their creative progress. We also hold regular 'live chat' sessions with tutors.







## **School of Stitched Textiles (SST) Limited**

Eccles Farm Needlecraft Centre  
Eccles Land  
Bispham Green  
Ormskirk  
Lancashire, UK  
L40 3SD

T: 01257 463163  
E: [info@safost.org](mailto:info@safost.org)  
W: [www.sofst.org](http://www.sofst.org)

School of Stitched Textiles, All  
Rights Reserved. Registered in  
England in Wales No. 05935078

